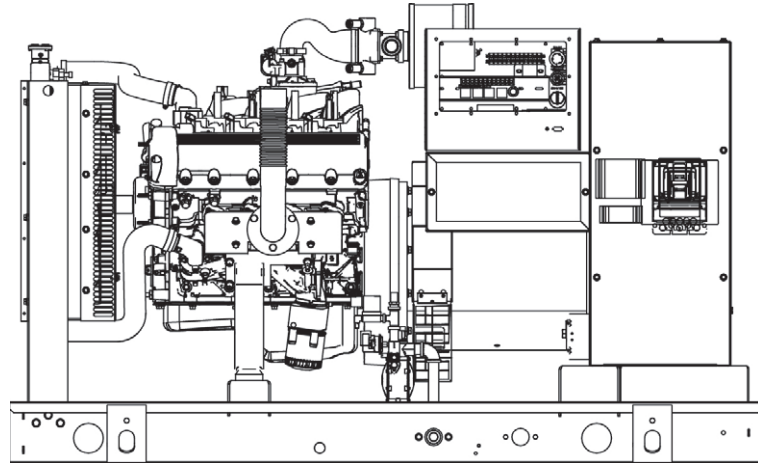


**STANDBY POWER RATING**

50 kW, 63 kVA, 60 Hz

**PRIME POWER RATING\***

45.5 kW, 56 kVA, 60 Hz



\*Built in the USA using domestic and foreign parts


\*EPA Certified Prime ratings are not available in the U.S. or its Territories.

Image used for illustration purposes only


**CODES AND STANDARDS**

Generac products are designed to the following standards:

 UL2200, UL508, UL142, UL498


 NFPA70, 99, 110, 37

 NEC700, 701, 702, 708

 ISO9001, 8528, 3046, 7637, Pluses #2b, 4

 NEMA ICS10, MG1, 250, ICS6, AB1

 ANSI C62.41  
American National Standards Institute

 IBC 2009, CBC 2010, IBC 2012, ASCE 7-05, ASCE 7-10, ICC-ES AC-156 (2012)

**POWERING AHEAD**

For over 50 years, Generac has led the industry with innovative design and superior manufacturing.

Generac ensures superior quality by designing and manufacturing most of its generator components, including alternators, enclosures and base tanks, control systems and communications software.

Generac's gensets utilize a wide variety of options, configurations and arrangements, allowing us to meet the standby power needs of practically every application.

Generac searched globally to ensure the most reliable engines power our generators. We choose only engines that have already been proven in heavy-duty industrial application under adverse conditions.

Generac is committed to ensuring our customers' service support continues after their generator purchase.

# SG050 | 5.4L | 50 kW

## INDUSTRIAL SPARK-IGNITED GENERATOR SET

EPA Certified Stationary Emergency

### STANDARD FEATURES

#### ENGINE SYSTEM

##### General

- Oil Drain Extension
- Air Cleaner
- Fan Guard
- Stainless Steel flexible exhaust connection
- Factory Filled Oil & Coolant
- Radiator Duct Adapter (open set only)
- Critical Exhaust Silencer (enclosed only)

##### Fuel System

- Flexible fuel line NPT Connection
- Primary and secondary fuel shutoff

##### Cooling System

- Closed Coolant Recovery System
- UV/Ozone resistant hoses
- Factory-Installed Radiator
- 50/50 Ethylene glycol antifreeze
- Radiator drain extension

##### Engine Electrical System

- Battery charging alternator
- Battery cables
- Battery tray
- Rubber-booted engine electrical connections
- Solenoid activated starter motor

#### ALTERNATOR SYSTEM

- UL2200 Genprotect™
- Class H insulation material
- 2/3 Pitch
- Skewed Stator
- Brushless Excitation
- Sealed Bearings
- Amortisseur winding
- Full load capacity alternator

#### GENERATOR SET

- Internal Genset Vibration Isolation
- Separation of circuits - high/low voltage
- Separation of circuits - multiple breakers
- Wrapped Exhaust Piping
- Standard Factory Testing
- 2 Year Limited Warranty (Standby rated Units)
- 1 Year Warranty (Prime rated units)
- Silencer mounted in the discharge hood (enclosed only)

#### ENCLOSURE (IF SELECTED)

- Rust-proof fasteners with nylon washers to protect finish
- High performance sound-absorbing material (L1 & L2)
- Gasketed doors
- Stamped air-intake louvers
- Air discharge hoods for radiator-upward pointing
- Stainless steel lift off door hinges
- Stainless steel lockable handles
- Rhino Coat™ - Textured polyester powder coat

#### CONTROL SYSTEM



##### Control Panel

- Digital H Control Panel - Dual 4x20 Display
- Programmable Crank Limiter
- 7-Day Programmable Exerciser
- Special Applications Programmable PLC
- RS-232/485
- All-Phase Sensing DVR
- Full System Status
- Utility Monitoring
- Low Fuel Pressure Indication
- 2-Wire Start Compatible
- Power Output (kW)
- Power Factor
- kW Hours, Total & Last Run

- Real/Reactive/Apparent Power
- All Phase AC Voltage
- All Phase Currents
- Oil Pressure
- Coolant Temperature
- Coolant Level
- Engine Speed
- Battery Voltage
- Frequency
- Date/Time Fault History (Event Log)
- Isochronous Governor Control
- Waterproof/sealed Connectors
- Audible Alarms and Shutdowns
- Not in Auto (Flashing Light)
- Auto/Off/Manual Switch
- E-Stop (Red Mushroom-Type)
- NFPA110 Level I and II (Programmable)
- Customizable Alarms, Warnings, and Events
- Modbus protocol
- Predictive Maintenance algorithm
- Sealed Boards
- Password parameter adjustment protection

- Single point ground
- 15 channel data logging
- 0.2 msec high speed data logging
- Alarm information automatically comes up on the display

##### Alarms

- Oil Pressure (Pre-programmable Low Pressure Shutdown)
- Coolant Temperature (Pre-programmed High Temp Shutdown)
- Coolant Level (Pre-programmed Low Level Shutdown)
- Low Fuel Pressure Alarm
- Engine Speed (Pre-programmed Over speed Shutdown)
- Battery Voltage Warning
- Alarms & warnings time and date stamped
- Alarms & warnings for transient and steady state conditions
- Snap shots of key operation parameters during alarms & warnings
- Alarms and warnings spelled out (no alarm codes)

## CONFIGURABLE OPTIONS

### ENGINE SYSTEM

#### General

- Engine Block Heater
- Oil Heater
- Air Filter Restriction Indicator
- Stone Guard (Open Set Only)
- Critical Exhaust Silencer (Open Set Only / Standard on Ultra Low Emissions Option)

#### Fuel Electrical System

- 10A & 2.5A UL battery charger
- Battery Warmer

### ALTERNATOR SYSTEM

- Alternator Upsizing
- Anti-Condensation Heater
- Tropical Coating
- Permanent Magnet Excitation

### CIRCUIT BREAKER OPTIONS

- Main Line Circuit Breaker
- 2nd Main Line Circuit Breaker
- Shunt Trip and Auxiliary Contact
- Electronic Trip Breaker

## ENGINEERED OPTIONS

### ENGINE SYSTEM

- Fluid containment Pans
- Coolant heater ball valves

### ALTERNATOR SYSTEM

- 3rd Breaker Systems

### CONTROL SYSTEM

- Spare inputs (x4) / outputs (x4) - H Panel Only
- Battery Disconnect Switch

### GENERATOR SET

- Gen-Link Communications Software (English Only)
- Extended Factory Testing (3 Phase Only)
- IBC Seismic Certification
- 8 Position Load Center
- 2 Year Extended Warranty
- 5 Year Warranty
- 5 Year Extended Warranty

### ENCLOSURE

- Standard Enclosure
- Level 1 Sound Attenuation
- Level 2 Sound Attenuation
- Steel Enclosure
- Aluminum Enclosure
- 150 MPH Wind Kit
- 12 VDC Enclosure Lighting Kit
- 120 VAC Enclosure Lighting Kit
- AC/DC Enclosure Lighting Kit
- Door Alarm Switch

### GENERATOR SET

- Special Testing
- Battery Box

### ENCLOSURE

- Motorized Dampers
- Enclosure Ambient Heaters

### CONTROL SYSTEM

- 21-Light Remote Annunciator
- Remote Relay Board (8 or 16)
- Oil Temperature Sender with Indication Alarm
- Remote E-Stop (Break Glass-Type, Surface Mount)
- Remote E-Stop (Red Mushroom-Type, Surface Mount)
- Remote E-Stop (Red Mushroom-Type, Flush Mount)
- Remote Communication - Bridge
- Remote Communication - Ethernet
- 10A Run Relay
- Ground Fault Indication and Protection Functions

## RATING DEFINITIONS

**Standby** - Applicable for a varying emergency load for the duration of a utility power outage with no overload capability.

**Prime** - Applicable for supplying power to a varying load in lieu of utility for an unlimited amount of running time. A 10% overload capacity is available for 1 out of every 12 hours. The Prime Power option is only available on International applications. Power ratings in accordance with ISO 8528-1, Second Edition

**APPLICATION AND ENGINEERING DATA**

**ENGINE SPECIFICATIONS**

General

Make	Generac
Cylinder #	8
Type	V
Displacement - L (cu In)	5.4L (329.53)
Bore - mm (in)	90.17 (3.55)
Stroke - mm (in)	105.92 (4.17)
Compression Ratio	9:1
Intake Air Method	Naturally Aspirated
Number of Main Bearings	4
Connecting Rods	Forged
Cylinder Head	Aluminum
Cylinder Liners	No
Ignition	Single Fire
Piston Type	Aluminum Alloy
Crankshaft Type	Nodular Iron
Lifter Type	Hydraulic
Intake Valve Material	Steel Alloy
Exhaust Valve Material	Hardened Steel
Hardened Valve Seats	Yes

Engine Governing

Governor	Electronic
Frequency Regulation (Steady State)	±0.25%

Lubrication System

Oil Pump Type	Gear
Oil Filter Type	Full-flow sping-on cartridge
Crankcase Capacity - L (qts)	5.7 (6)

Cooling System

Cooling System Type	Pressurized Closed Recovery
Water Pump Flow -gal/min (l/min)	38 (144)
Fan Type	Pusher
Fan Speed (rpm)	2143
Fan Diameter mm (in)	508 (20)
Coolant Heater Wattage	1500
Coolant Heater Standard Voltage	120 V

Fuel System

Fuel Type	Natural Gas, Propane Vapor
Carburetor	Down Draft
Secondary Fuel Regulator	Standard
Fuel Shut Off Solenoid	Standard
Operating Fuel Pressure	7" - 11" H <sub>2</sub> O

Engine Electrical System

System Voltage	12 VDC
Battery Charging Alternator	Standard
Battery Size	See Battery Index 0161970SBY
Battery Voltage	12 VDC
Ground Polarity	Negative

**ALTERNATOR SPECIFICATIONS**

Standard Model	390mm
Poles	4
Field Type	Revolving
Insulation Class - Rotor	H
Insulation Class - Stator	H
Total Harmonic Distortion	<5%
Telephone Interference Factor (TIF)	<50

Standard Excitation	Brushless
Bearings	Sealed Ball
Coupling	Flexible Disc
Prototype Short Circuit Test	Yes
Voltage Regulator Type	Full Digital
Number of Sensed Phases	All
Regulation Accuracy (Steady State)	±0.25%

**OPERATING DATA**

**POWER RATINGS**

		Natural Gas	Propane Vapor
Single-Phase 120/240 VAC @1.0pf	50 kW	Amps: 208	Amps: 208
Three-Phase 120/208 VAC @0.8pf	50 kW	Amps: 173	Amps: 173
Three-Phase 120/240 VAC @0.8pf	50 kW	Amps: 150	Amps: 150
Three-Phase 277/480 VAC @0.8pf	50 kW	Amps: 75	Amps: 75
Three-Phase 347/600 VAC @0.8pf	50 kW	Amps: 60	Amps: 60

**STARTING CAPABILITIES (sKVA)**

**sKVA vs. Voltage Dip**

	kW	480 VAC						208/240 VAC					
		10%	15%	20%	25%	30%	35%	10%	15%	20%	25%	30%	35%
Standard	50	34	52	69	86	103	120	26	39	52	65	77	90
Upsize 1	60	42	63	83	104	125	146	32	47	62	78	94	110

**FUEL CONSUMPTION RATES\***

Natural Gas - ft <sup>3</sup> /hr (m <sup>3</sup> /hr)			Propane Vapor - ft <sup>3</sup> /hr (m <sup>3</sup> /hr)		
Percent Load	Standby		Percent Load	Standby	
25%	308 (8.7)		25%	102.6 (2.9)	
50%	527 (14.9)		50%	175.9 (5.0)	
75%	712 (20.2)		75%	237.5 (6.7)	
100%	879 (24.9)		100%	293.5 (8.3)	

\* Fuel supply installation must accommodate fuel consumption rates at 100% load.

**COOLING**

		Standby
Air Flow (inlet air combustion and radiator)	ft <sup>3</sup> /min (m <sup>3</sup> /in)	2470 (70.0)
Coolant Flow per Minute	gal/min (l/min)	38 (144)
Coolant System Capacity	gal (L)	3 (11.36)
Heat Rejection to Coolant	BTU/hr	200,000
Max. Operating Air Temp on Radiator	°F (°C)	122 (50)
Max. Operating Ambient Temperature (before derate)	°F (°C)	104 (40)
Maximum Radiator Backpressure	in H <sub>2</sub> O	0.5

**COMBUSTION AIR REQUIREMENT**

	Standby
Flow at Rated Power cfm (m <sup>3</sup> /min)	115 (3.3)

**ENGINE**

		Standby
Rated Engine Speed	rpm	1800
Horsepower at Rated kW**	hp	80
Piston Speed	ft/min	1251
BMEP	psi	107

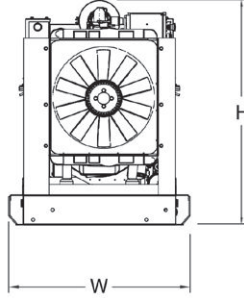
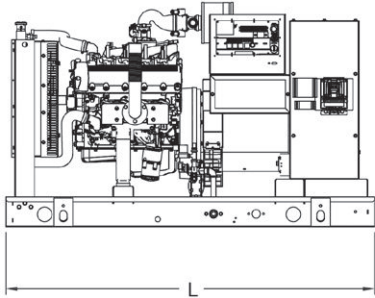
**EXHAUST**

		Standby
Exhaust Flow (Rated Output)	cfm (m <sup>3</sup> /min)	357 (10.1)
Max. Backpressure (Post Turbo)	in Hg (Kpa)	1.5 (5.1)
Exhaust Temp (Rated Output - post silencer)	°F (°C)	1100 (593)
Exhaust Outlet Size (Open Set)	mm (in)	63.5 (2.5)

\*\* Refer to "Emissions Data Sheet" for maximum BHP for EPA and SCAQMD permitting purposes.

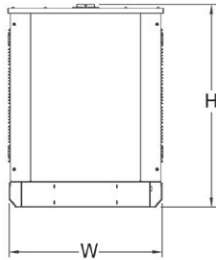
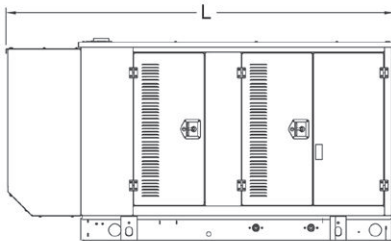
Deration – Operational characteristics consider maximum ambient conditions. Derate factors may apply under atypical site conditions. Please consult a Generac Power Systems Industrial Dealer for additional details. All performance ratings in accordance with ISO3046, BS5514, ISO8528 and DIN6271 standards.

**DIMENSIONS AND WEIGHTS**



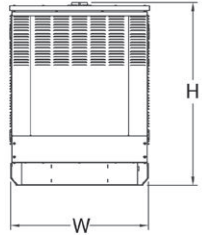
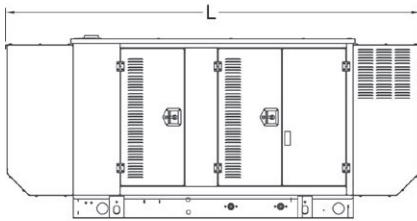
**OPEN SET (Includes Exhaust Flex)**

L x W x H in (mm)	76 (1930) x 37.4 (949.9) x 47 (1193.8)
Weight lbs (kg)	2256 (1023)



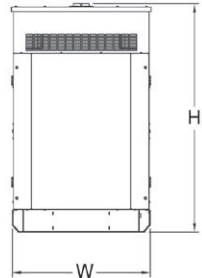
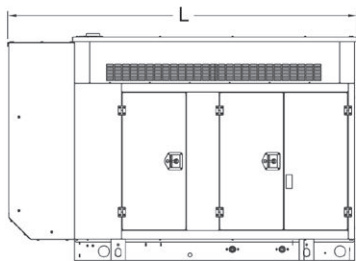
**STANDARD ENCLOSURE**

L x W x H in (mm)	94.8 (2408.9) x 38 (965.1) x 49.5 (1258.1)
Weight lbs (kg)	Steel: 2697 (1223) Aluminum: 2474 (1122)



**LEVEL 1 ACOUSTIC ENCLOSURE**

L x W x H in (mm)	112.5 (2857.1) x 38 (965.1) x 49.5 (1258.1)
Weight lbs (kg)	Steel: 2776 (1259) Aluminum: 2508 (1138)



**LEVEL 2 ACOUSTIC ENCLOSURE**

L x W x H in (mm)	94.8 (2407) x 38 (965.1) x 62 (1573.9)
Weight lbs (kg)	Steel: 2928 (1328) Aluminum: 2574 (1168)

**YOUR FACTORY RECOGNIZED GENERAC INDUSTRIAL DEALER**

Specification characteristics may change without notice. Please consult a Generac Power Systems Industrial Dealer for detailed installation drawings.